

Beauty & The Breast

Photos and Words by: Selina Lam of Beauty Access



Selina Lam

is an experienced Para/Medical Cosmetic Tattoo Practitioner and Trainer. Patients are usually referred by a surgeon or professional consultant. Selina creates a natural looking 3-D nipple and areola, using blends of soft natural coloured pigment.

Areola & Nipple Tattoo

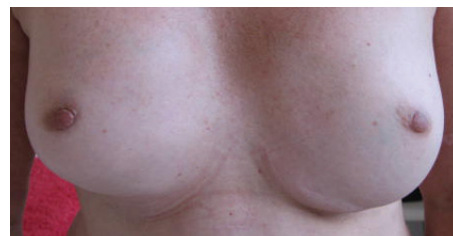
YOUR QUESTIONS ANSWERED

The natural result of micro-pigmentation of the areola and nipple restores confidence and helps you feel desirable again after losing one or two breasts to cancer after surgery. We understand that after diagnosis and invasive surgery, often the last thing you want to think about is more reconstructive work. Many patients and surgeons will opt for 3D tattoo rather than darker skin grafts taken from other areas of the body. Over the years, para- medical tattooing has proven to give a more realistic and satisfying result. Many clients claim it has changed their lives and increased their confidence and femininity.

Services that a Para/Medical Cosmetic Tattooist performs include reducing visibility of scars, improving loss of natural skin pigmentation, areola and nipple creation and re-pigmentation.

Is para/medical tattoo different to other semi-permanent tattoo procedures?

The para/medical or the semi-permanent cosmetic tattoo of the areola and nipple restorative technique is much like a cosmetic tattoo. However, different procedures, tools and needle combinations are used. This specialised work will create a natural looking nipple and areola.



Before - cosmetic tattoo



After - Immediately after micro-pigmentation on both breasts

How long does the procedure take?

Micro-pigmentation is usually completed within two hours. This includes the measure and design of the nipples and areolas, colour selection and matching to skin tone and finally tattooing the work of art.

You have a choice?

At Beauty Access Cosmetic Tattoo Centre, we appreciate that everyone is different and encourage clients' involvement throughout the entire process. Once the client is completely satisfied with all aspects of the process, which have been specifically tailored to their individual needs, will the procedure take place.

Any discomfort?

Anaesthetics are used throughout the procedure for the comfort of the client completely minimising pain.

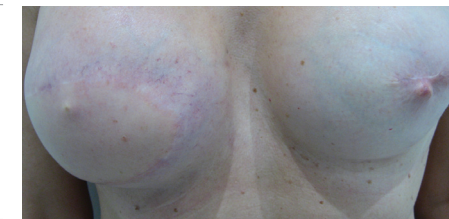
After-care?

Instructions will be provided to ensure best results for aftercare. The areola area will be prepared and covered with a gauze swab, and you will be asked to keep the area moist with an ointment to help the healing process.

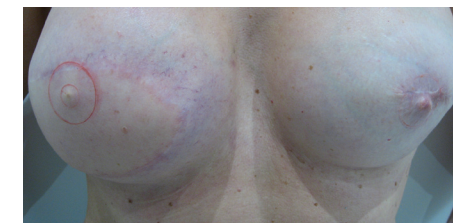
Following the tattoo procedure, you will notice subtle changes and improvements occurring over the next few days. Immediately after tattooing, the tattooed area will look darker than the final result. However over the ensuing couple of weeks, the area will look more natural and softer in colour. When the area is totally healed, usually within 6-8 weeks from the initial procedure, a second session is required called the perfection session.

The perfection session completes the process by touching up any colour imperfections and shaping.

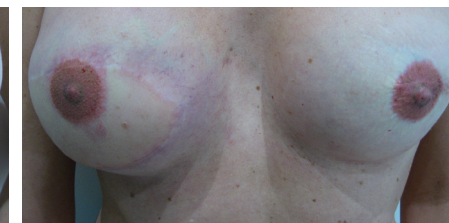
BILATERAL



Stage 1 - before cosmetic tattoo



stage 2 - designing nipple & areola



Stage 3 - After 3 D Nipple & Areola Re-pigmentation

UNILATERAL



Before - Nipple and Areola tattoo

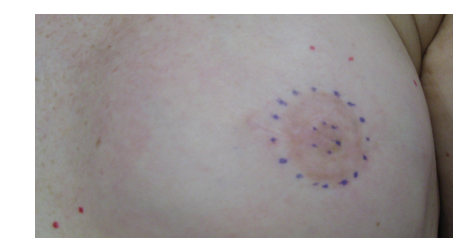


After - Immediately after micro-pigmentation

A nipple has been surgically set in place ready for micro-pigmentation



Stage 1 - before cosmetic tattoo



stage 2 - designing of the nipple & areola



Stage 3 - after 3D Nipple & Areola re-pigmentation

Designing of Areola and Nipple

After surgery, not all women will have a nipple or alternatively the nipple has collapsed. Artistry in recreating a 3D nipple is important to build an illusion of an erect nipple with colour. Para/Medical Cosmetic Tattoo Specialists, such as myself, need to design areola and nipple according to individual skin tones, surgery results, and patient preferences, creating a beautiful symmetrical work of art.

SofTap® Australia
Permanent Cosmetic Training
Beginners • Advanced • Refresher Classes



Training partner RTO:21791

Design and perform cosmetic tattooing/micropigmentation procedures (WRBSS505B)



The Secret is SofTap®



Beauty Access Cosmetic Tattoo Centre

Permanent Makeup Services at Beauty Access:

Eyebrows - Hairstrokes or block
Eyeliners • Lips • Scar camouflage
Nipple & areola re-pigment
Corrections • Removal

Ph 08 8364 2126
M 0419 828 691
E sales@beautyaccess.com.au

SofTap® Permanent Cosmetic
Trainer & Supplier